

# Economic Contribution of Active Outdoor Recreation by Census Division

## NATIONAL TOTALS

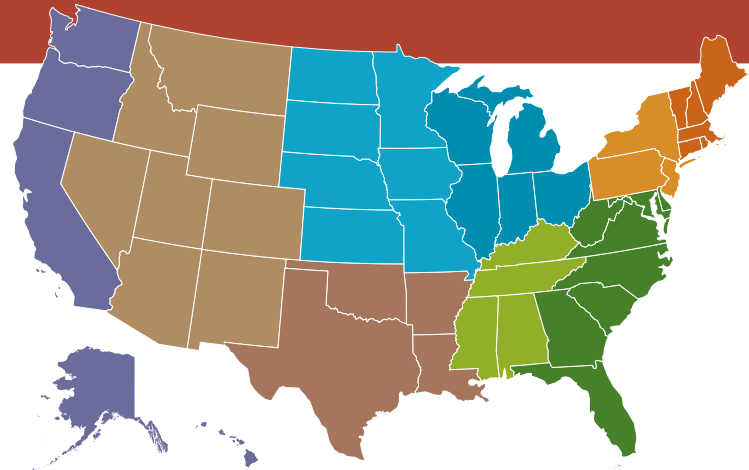
**Total Contribution: \$730,979 million**

**Jobs Generated: 6,435,270**

**Gear Retail Sales: \$46,185 million**

**Trip-related Sales: \$243,244 million**

**Taxes (federal, state): \$87,867 million**



### DIVISION 1: NEW ENGLAND TOTALS

CT, ME, MA, NH, RI, VT

**Total Contribution: \$22,941 million**

**Jobs Generated: 271,196**

**Gear Retail Sales: \$2,211 million**

**Trip-related Sales: \$17,696 million**

**Taxes (federal, state): \$3,369 million**



### DIVISION 2: MIDDLE ATLANTIC TOTALS

NY, NJ, PA

**Total Contribution: \$38,300 million**

**Jobs Generated: 357,258**

**Gear Retail Sales: \$5,198 million**

**Trip-related Sales: \$22,951 million**

**Taxes (federal, state): \$4,499 million**



### DIVISION 3: EAST NORTH CENTRAL TOTALS

IN, IL, MI, OH, WI

**Total Contribution: \$61,953 million**

**Jobs Generated: 691,507**

**Gear Retail Sales: \$7,007 million**

**Trip-related Sales: \$34,665 million**

**Taxes (federal, state): \$7,151 million**



### DIVISION 4: WEST NORTH CENTRAL TOTALS

IA, KS, MN, MO, NE, ND, SD

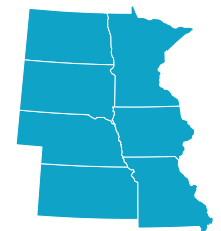
**Total Contribution: \$23,836 million**

**Jobs Generated: 272,654**

**Gear Retail Sales: \$3,405 million**

**Trip-related Sales: \$12,771 million**

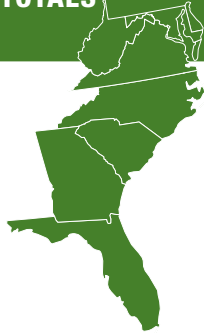
**Taxes (federal, state): \$2,609 million**



**DIVISION 5: SOUTH ATLANTIC TOTALS**

DE, DC, FL, GA, MD, NC, SC, VA, WV

**Total Contribution: \$67,595 million**  
**Jobs Generated: 794,841**  
**Gear Retail Sales: \$8,243 million**  
**Trip-related Sales: \$43,143 million**  
**Taxes (federal, state): \$8,294 million**



**DIVISION 6: EAST SOUTH CENTRAL TOTALS**

AL, KY, MS, TN

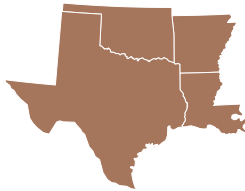
**Total Contribution: \$18,790 million**  
**Jobs Generated: 215,126**  
**Gear Retail Sales: \$2,636 million**  
**Trip-related Sales: \$10,875 million**  
**Taxes (federal, state): \$2,545 million**



**DIVISION 7: WEST SOUTH CENTRAL TOTALS**

AR, LA, OK, TX

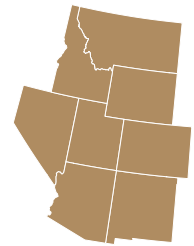
**Total Contribution: \$38,465 million**  
**Jobs Generated: 379,933**  
**Gear Retail Sales: \$4,787 million**  
**Trip-related Sales: \$19,077 million**  
**Taxes (federal, state): \$3,782 million**



**DIVISION 8: MOUNTAIN TOTALS**

AZ, CO, ID, NM, MT, UT, NV, WY

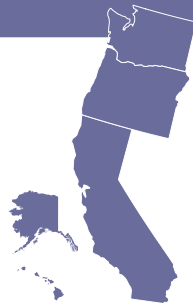
**Total Contribution: \$61,496 million**  
**Jobs Generated: 617,186**  
**Gear Retail Sales: \$4,790 million**  
**Trip-related Sales: \$34,940 million**  
**Taxes (federal, state): \$8,906 million**



**DIVISION 9: PACIFIC TOTALS**

AK, CA, HI, OR, WA

**Total Contribution: \$81,696 million**  
**Jobs Generated: 762,247**  
**Gear Retail Sales: \$5,036 million**  
**Trip-related Sales: \$46,081 million**  
**Taxes (federal, state): \$9,369 million**



**ACTIVE OUTDOOR RECREATION TOTALS BY CENSUS DIVISION AND ACTIVITY CATEGORY**

To review a comprehensive breakdown of totals by census division and activity category, please see page 19 of this report or visit [www.outdoorindustryfoundation.org](http://www.outdoorindustryfoundation.org).